

Eternal advancement on Heat-Sealing & Stitching Machine Field QUEEN LIGHT ELECTRONIC IND., LTD.

QUEEN LIGHT

Ultra Wide Width Sheet Joining Sewing Machine **QMZ-Series**

QMZ-101RFU

**DOUBLE CHAIN Stitch System 6-Needle
with Upper & Bottom Feed**



URTRA WIDE WIDTH
SHEET JOINING
WITH BARRIER FREE ARM

Sewing machine series of first appearance that is capable of sewing various materials such as GEOTEXTILE, TENTS, SHEETS, NETS, etc. with versatile unique throat-less arm mechanism. (INFINITE THROAT DEPTH)

Lock stitch or Chain stitch you can freely available to choice in the tow models. Both are good to use in the lightweight to the heavy-duty jobs.

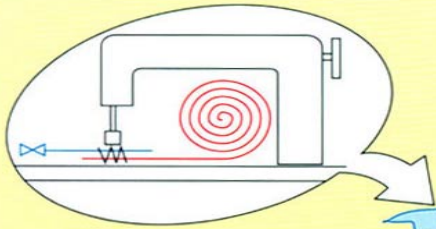


QMZ-4420

Compound feed 2-needle lock stitch


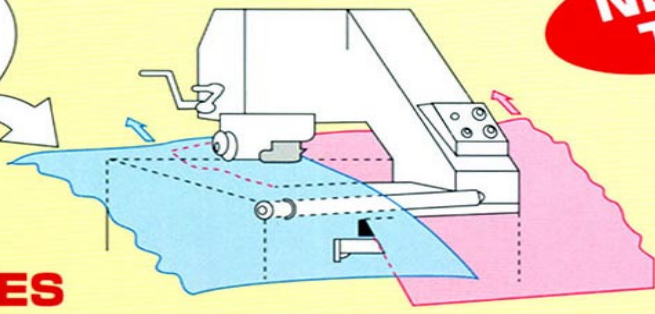
Patent No.1232866 (Japan)
4962713(USA)
and others pending

QUEEN LIGHT ELECTRONIC INDUSTRIES LIMITED



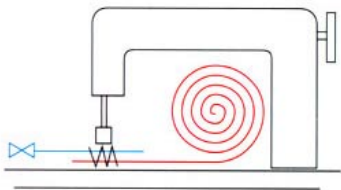
NEW TYPE

QMZ SERIES



Goes through from the Bottom

As shown above and left, working on the QMZ machine, right material goes through upper silt of the machine head and left material goes through on the flat bed, therefore any width lower silt of can be joined with the machine.



Specifications

Model	QMZ-4420	QMZ-101RFU
Description	Compound feed 2-needle lock stitch machine	Double chain stitch 6-needle upper & bottom feed
Power required	3P 220 +/-10% 60Hz or 3P 200V +/-10% 50/60Hz	
Consumption power	Abt. 1.1Kva	Abt. 2.1Kva
Arm type	'Z' shaped type	
Stitch speed	200 – 1500 SPM inverter control	200 – 1000 SPM Inverter control
Feed mechanism	Compound feed and front puller (Option)	Upper & bottom feed + aux. Roller feed
Bed height	780 mm	
Throat	L 70mm R 130 mm	L & R 120 mm
Needle distance	6.4, 12.7, 19, 25.4 mm	12.7 mm 4 needle 10 mm 6 needle 6.35/12.7/6.35 4needle Max. 76.2 mm
Stitch length	0 – 9 mm	6 – 10 mm
Needle bar stroke	36 mm	45 mm
Presser height	Manual 8 / Air 15 mm	Max. 20 mm
Needle used	DP x 17 #23	DV x 600 #23 or DR x 600 #25
Fixed stop	Upper position stop	
Puller	Upper roller drive (Option)	Lower roller drive
Inch running	Foot switch with running mode selector	Push button switch with running mode selector
Drive motor	3 P 0.75 KW 4 pole	3P 1.5KW 4 pole
Switch to run	Foot switch	Push button
Weight	270 Kgs	350 Kgs
Packing Measurement	940 x 950 x 1300 mm Net weight 300 Kgs Gross weight 375Kgs	910x970x1575mm Net weight 360 Kgs Gross weight 448 Kgs

- More than 200W compressor is required to use these models.
- Subjects may be changed without notes.

Manufacturing by

QUEEN LIGHT ELECTRONIC IND., LTD

576-1 Minato, Wakayama-City 640-8404 Japan
Phone 8173-431-6245 Fax. 8173-433-8331

E-mail : info@queenlight.co.jp
URL : www.queenlight.co.jp

Distributor

